




WATCH VIDEO



KD1814-S1

Single Head Vision Laser Cutting Machine

INTRODUCTION

Laser cutting technology is ideal enough to smoothly and effectively cut many kinds of materials without causing it any harm overall.

Co2 laser cutter is often used in the textile and fabric material cutting processes due to its many advantages.

The KD1814-S1 Single Head Vision Laser Cutting Machine is the Co2 laser cutter combined with the advanced large vision software system of the KASU laser.


Effective Working Area:

Vision: 1800MM*1400MM

Non Vision: 1800MM*1400MM

It can automatically recognize the contour of the printed or embroidered fabrics, leather, and other flexible materials and then cut with super high accuracy and efficiency.

APPLICATIONS



Sportwear



Printing Leather




Clothing



Banner



Toy



Applique



Embroidery



Lace

■ KEY FEATURES



Bigger Cutting Area,
Same Cutting Precision



Doubled Cutting Efficiency,
Higher Productivity



Both Vision and Non-Vision
Working Modes



Stable and
24 Hours Running



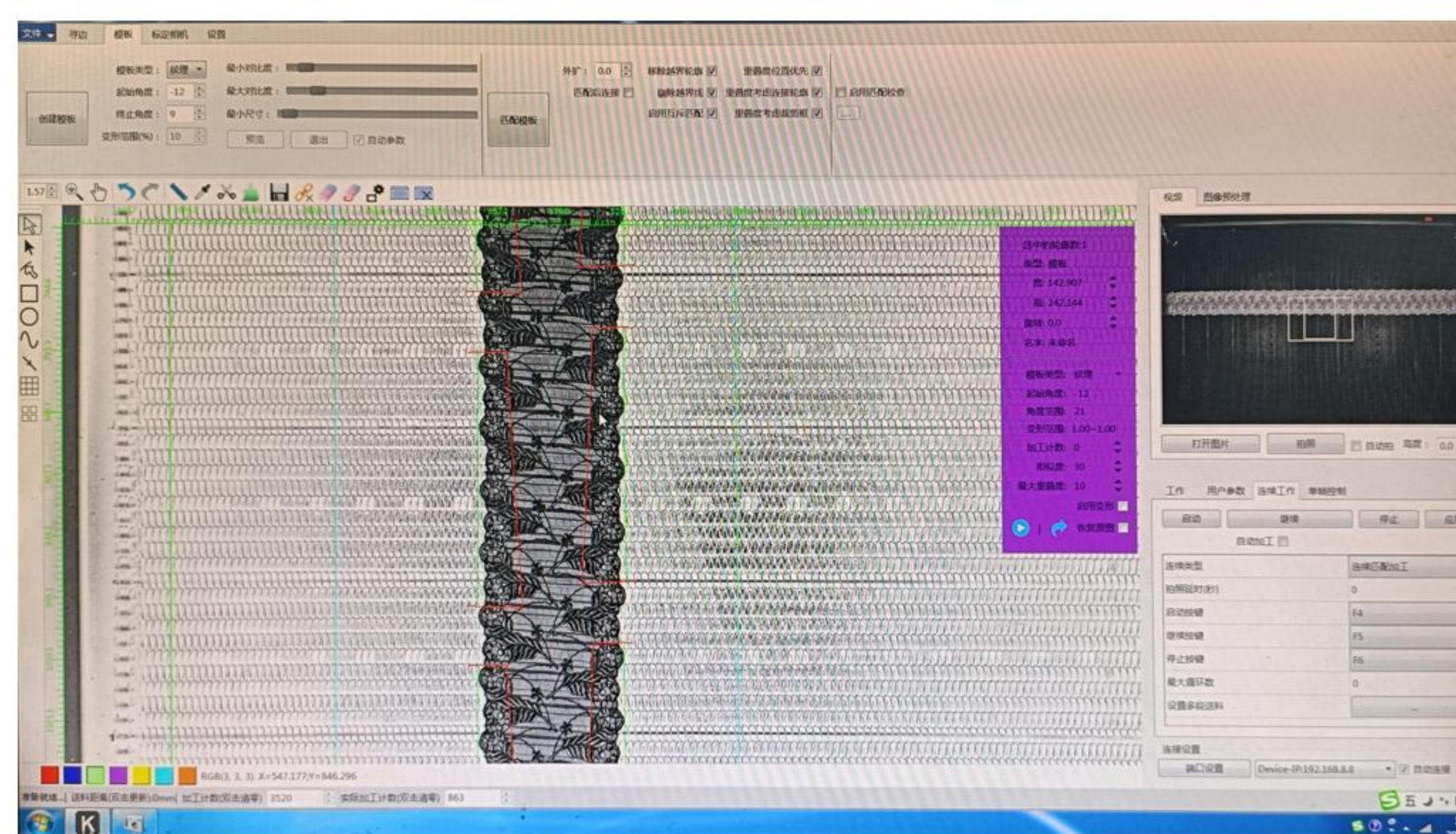
Super Simple
to Operate

■ Smart Top Vision and Control Software

Together with the Canon EOS Camera with 2,400 Mega Pixels, the KASU KD1814-S1 camera laser cutter can detect the whole graphic within a 1800*1400MM working area and realize super high position cutting with 1mm error.




■ Vision & Non-Vision Modes




KD1814-S1 laser cutter supports both vision and non-vision working modes. It can cut oversized plain fabrics continuously with non-vision mode and position cut embroidery or print designs under vision working mode.

■ Auto Feeding Conveyor Table

KD1814-S1 is equipped with a chain conveyor belt, which can auto-feed the roll material right after the laser cutting process. With the optional active feeder, the operator only needs to take care of the cut pattern pick-up job.



■ Three-Axis Structure Design




The triangle structure is more stable and more convenient to adjust the conveyor belt. Reasonable cavity design enhances the effect of fume exhausting. And it offers bigger room than two-axis structure and reduce the risk of potential fires. Also bigger room makes the dust exhausting job much easier for you.

■ TOP QUALITY SPARE PARTS



Control Card



Cutting Head



Glass Tube



Laser Power



AC Water Chiller



Exhausting Fan



Air Pump




Lense



Stainless Steel Screw



Motion Module



Guide Rail



Spare Parts Tool Kit

To keep your laser cutter running for years, we provide you high quality spare parts verified by our QC process. And we offer replacing spare parts to our clients at COST PRICE just to ensure you have the best using experience and lowest maintenance cost.

■ SAFETY DESIGN

Following the safety standards, we try everything to make a reliable machine to protect both your operator and your laser machine.



All-Round Safe Cover



Alarm Lamp




Emergency Button



Switch Built-in Design



High-Voltage Wire Insulation



Insulation Support Frame



Notification Stickers



Wire Protection




Connector Insulation



WATCH VIDEO

AUTO ACTIVE FEEDER

Machine Size: 2210mm*530mm*920mm



INTRODUCTION


KASU's automatic active feeder is specially designed for auto-feeding roll-to-roll fabric or other soft materials. Reasonable structural design can be adapt to a variety of fabrics.

It is equipped with high sensitivity sensor switch to sense the presence or absence of the materials and then decide to start feeding or stop. It has an independent control system and can be connected to any brand of the laser machine. Branded motion system and other quality electric spare parts can ensure 24 hours stable running.


KEY FEATURES



High Temperature Hardened Steel Frame Structure




High Sensitivity Sensor Switch



Independent Control Board



Width Adjustable Fabric Stopper



Well Designed Fabric Roller With Friction



Strong Universal Wheels & Machine Feet

■ MACHINE PARAMETERS

Working Area	1800MM*1400MM	Software	KASU
Laser Type	Glass CO2 Laser Tube	Working Speed	<1000 MM/S
Laser Power	80/100/130/150W	Power Supply Requirements	AC220V±5% 50Hz/60Hz 1Phase
Heads of Laser	Single Head	Format Supported	AI\BMP\PLT\DXF\DST
Dimensions with Wood Package	2.28*2.5*1.51M / 2.28*0.86*0.55M	Positioning Accuracy	±0.1MM
Gross Weight	1100KG	Operating Temperature	minus 10°C~45°C
Motion System	Hybrid Step-Servo Motor	Operating Humidity	5-95%
Cooling System	5000 Industrial Water Chiller	Total Power	<1.5KW (Excluding exhauster)

■ SUCCESSFUL STORIES



■ CONTACT US



WECHAT



WHATSAPP

Contact us now and get a live demo of how our digital cutting solutions help increase your cutting workshop productivity and efficiency.

✉ Email: kasu@kasulaser.com
 🌐 www.kasulaser.com / www.kasucutter.com
 🏢 Shanghai KASU Intelligent Technology Co., Ltd.

🏠 Suzhou KASU Intelligent Equipment Co., Ltd.
 📍 Factory: No. 20, Jiangnan Road, Taicang, Suzhou, Jiangsu, China